

### PRINTING AND FITTING SPECIFICATIONS

- Print this document on letter size sheets of paper (8.5 x 11in).
- Ensure you print at 100 % scale.
- Measure both sides of this box to check scale is correct.
- Fit the prints together following the numbering system on the edge of each sheet. Ensure crosses are aligned.
- Tape the sheets together and cut around the Pack's outline
- When fitting this printed template to your bike, keep in mind that the Frame Pack will be more flexible as it is built from fabric.

10cm  
3.9in

10cm / 3.9in



### SCALE EXAMPLE OF FINAL TEMPLATE



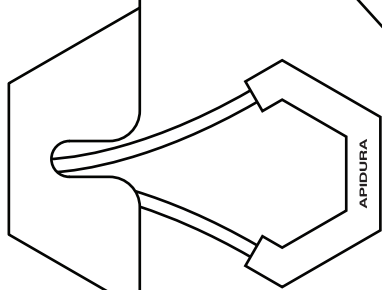
A1



X Z1



This webbing strap is  
26cm long (10.2in long)



This webbing strap is  
26cm long

A1  
X

B1  
X

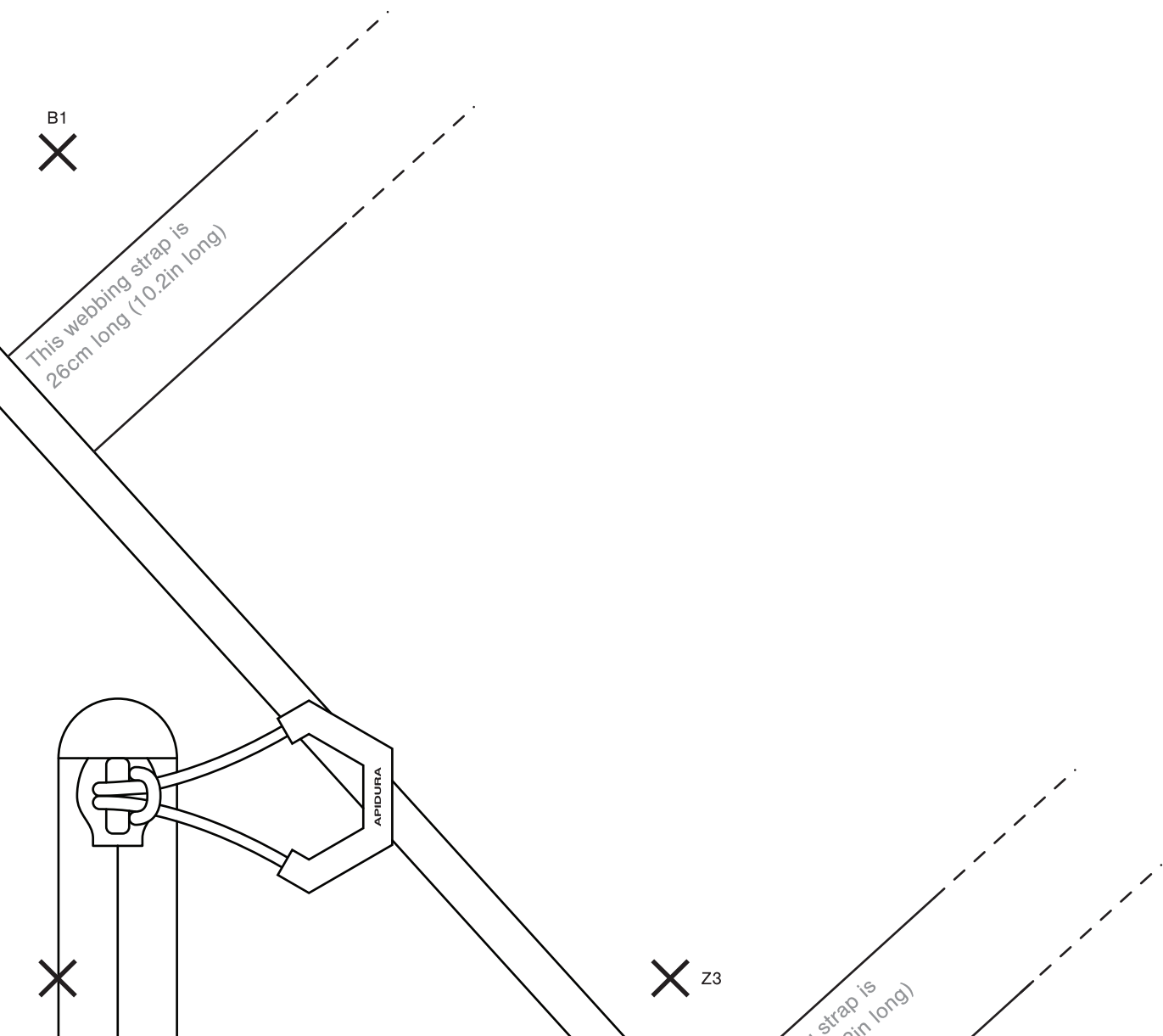


APIDURA


X

X Z2

X




X z1



A2  
X

X Y1





4L)

EXPEDITION FULL FRAME PACK (14L)  
Page 5






Z3

This webbing strap is  
26cm long (10.2in long)



Y3

X Y1



A3  
X

EXPEDITION FULL FRAME PACK (14L)

This webbing strap is  
21cm long (8.3in long)

Y2

A3

B3





This webbing strap is  
21cm long (8.3in long)

