

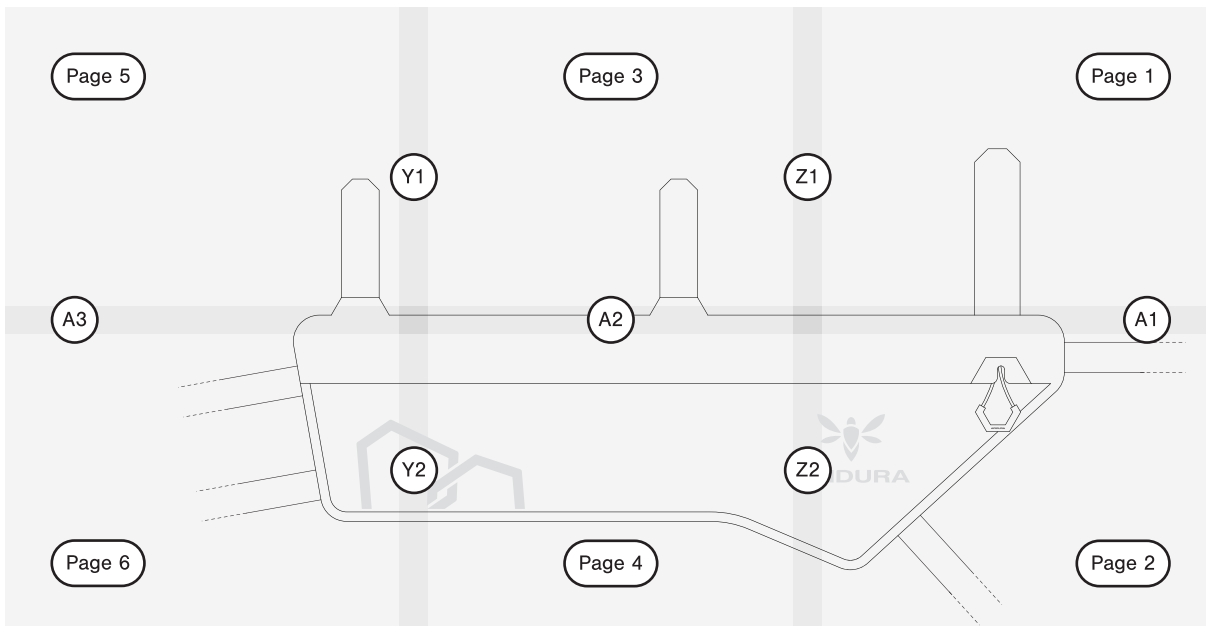
PRINTING AND FITTING SPECIFICATIONS

- Print this document on letter size sheets of paper (8.5 x 11in).
- Ensure you print at 100 % scale.
- Measure both sides of this box to check scale is correct.
- Fit the prints together following the numbering system on the edge of each sheet. Ensure crosses are aligned.
- Tape the sheets together and cut around the Pack's outline
- When fitting this printed template to your bike, keep in mind that the Frame Pack will be more flexible as it is built from fabric.

10cm
3.9in

10cm / 3.9in

SCALE EXAMPLE OF FINAL TEMPLATE



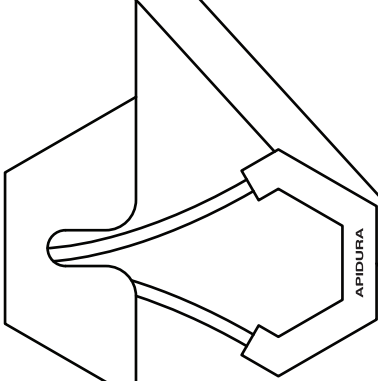
X Z1

A1

X

This webbing strap is
29cm long (11.4in long)

A1
X




This webbing strap is
26cm long (10.2in long)



X Z2
APIDURA

X

X Z1



A2
X

X Y1





Z2

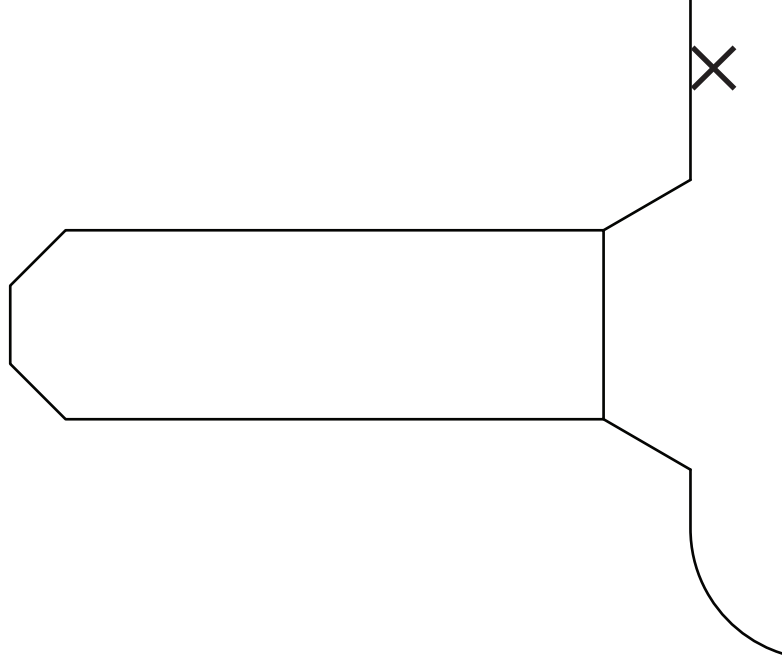


A2



Y2

X Y1



A3
X

EXPEDITION FRAME PACK (5.3L)

This webbing strap is
21cm long (8.3in long)

This webbing strap is
21cm long (8.3in long)

A3

Y2