

PRINTING AND FITTING SPECIFICATIONS

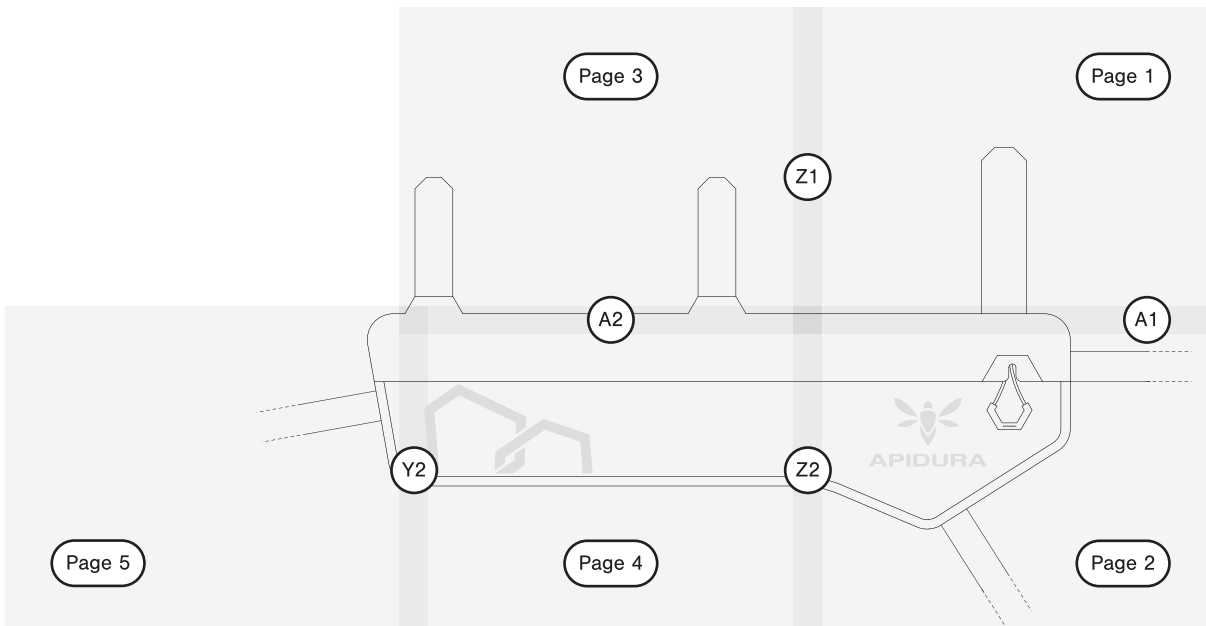
- Print this document on letter size sheets of paper (8.5 x 11in).
- Ensure you print at 100 % scale.
- Measure both sides of this box to check scale is correct.
- Fit the prints together following the numbering system on the edge of each sheet. Ensure crosses are aligned.
- Tape the sheets together and cut around the Pack's outline
- When fitting this printed template to your bike, keep in mind that the Frame Pack will be more flexible as it is built from fabric.

10cm
3.9in

10cm / 3.9in

A1

SCALE EXAMPLE OF FINAL TEMPLATE

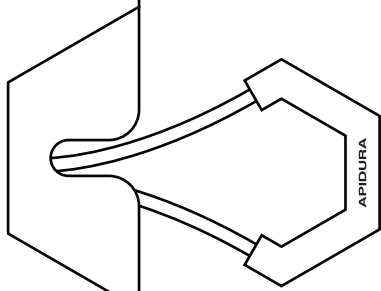


X Z1

X

This webbing strap is
29cm long (11.4in long)

A1
X



APIDURA


This webbing strap is
26cm long (10.2in long)

X

X Z2

X z1

X



A2

X



X



ION FRAME PACK (5L TALL)



