

### PRINTING AND FITTING SPECIFICATIONS

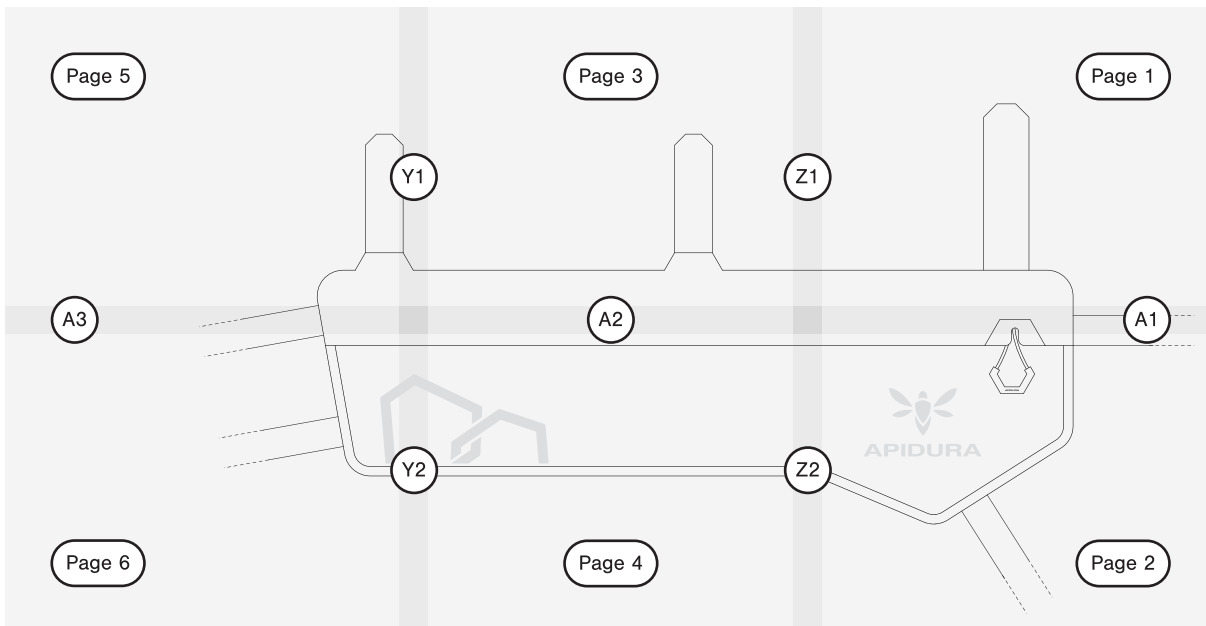
- Print this document on letter size sheets of paper (8.5 x 11in).
- Ensure you print at 100 % scale.
- Measure both sides of this box to check scale is correct.
- Fit the prints together following the numbering system on the edge of each sheet. Ensure crosses are aligned.
- Tape the sheets together and cut around the Pack's outline
- When fitting this printed template to your bike, keep in mind that the Frame Pack will be more flexible as it is built from fabric.

10cm  
3.9in

10cm / 3.9in

This webbing strap is  
29cm long (11.4in long)

### SCALE EXAMPLE OF FINAL TEMPLATE



X Z1

X

This webbing strap is  
29cm long (1.4in long)

A1

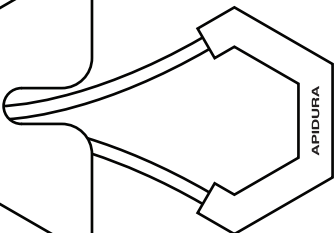
X

Z2

This webbing strap is  
26cm long (10.2in long)




APIDURA



X Z1

X



A2  
X

X Y1

X



Z2



A2



Y2

ALL)



EXPEDITION FRAME PACK (6.5L TALL)



Y2

This webbing strap is  
21cm long (8.3in long)

This webbing strap is  
21cm long (8.3in long)

